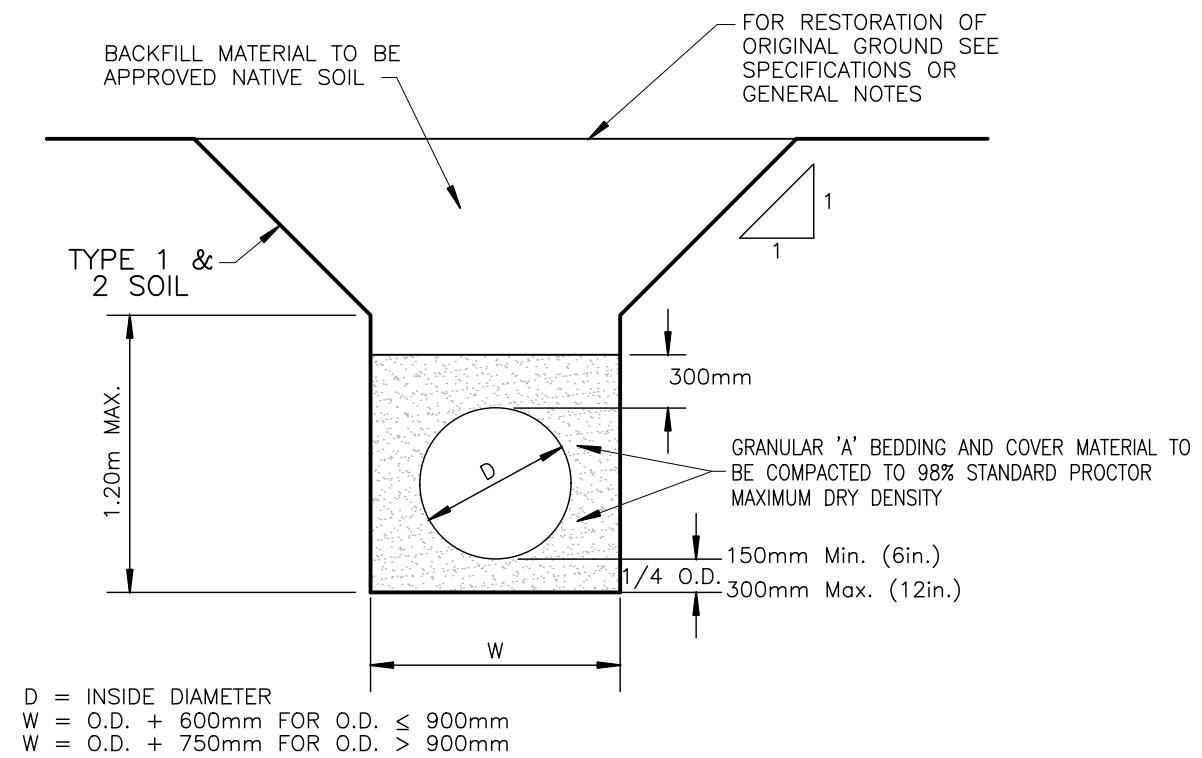
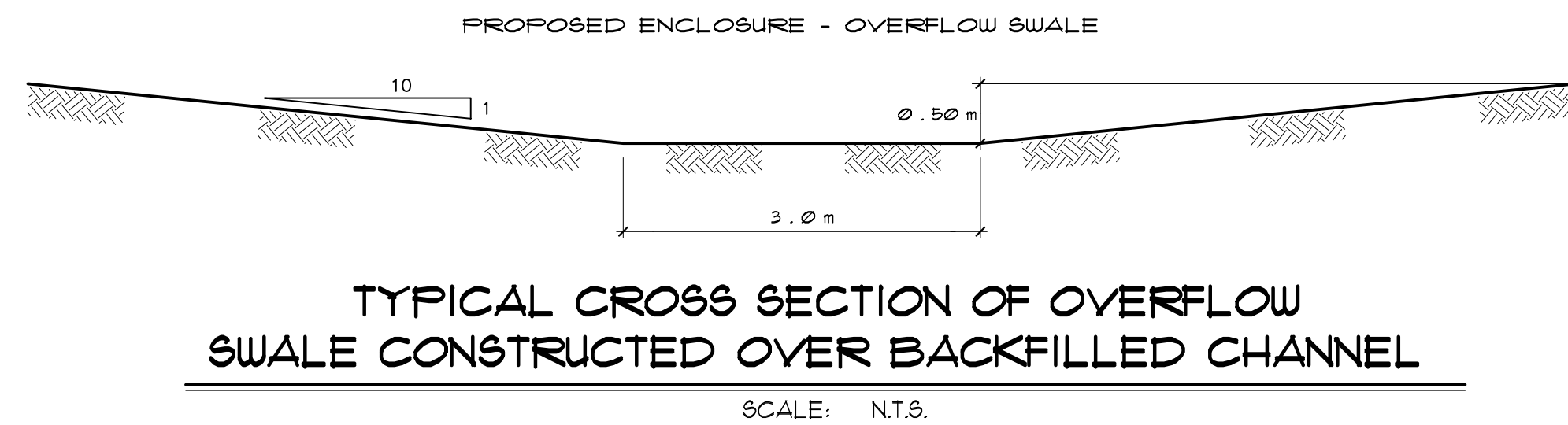
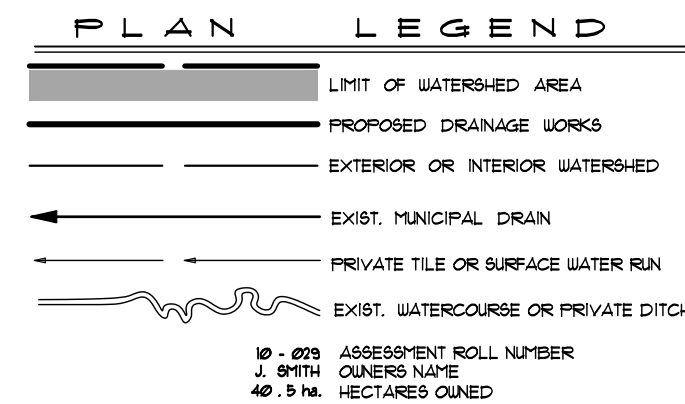
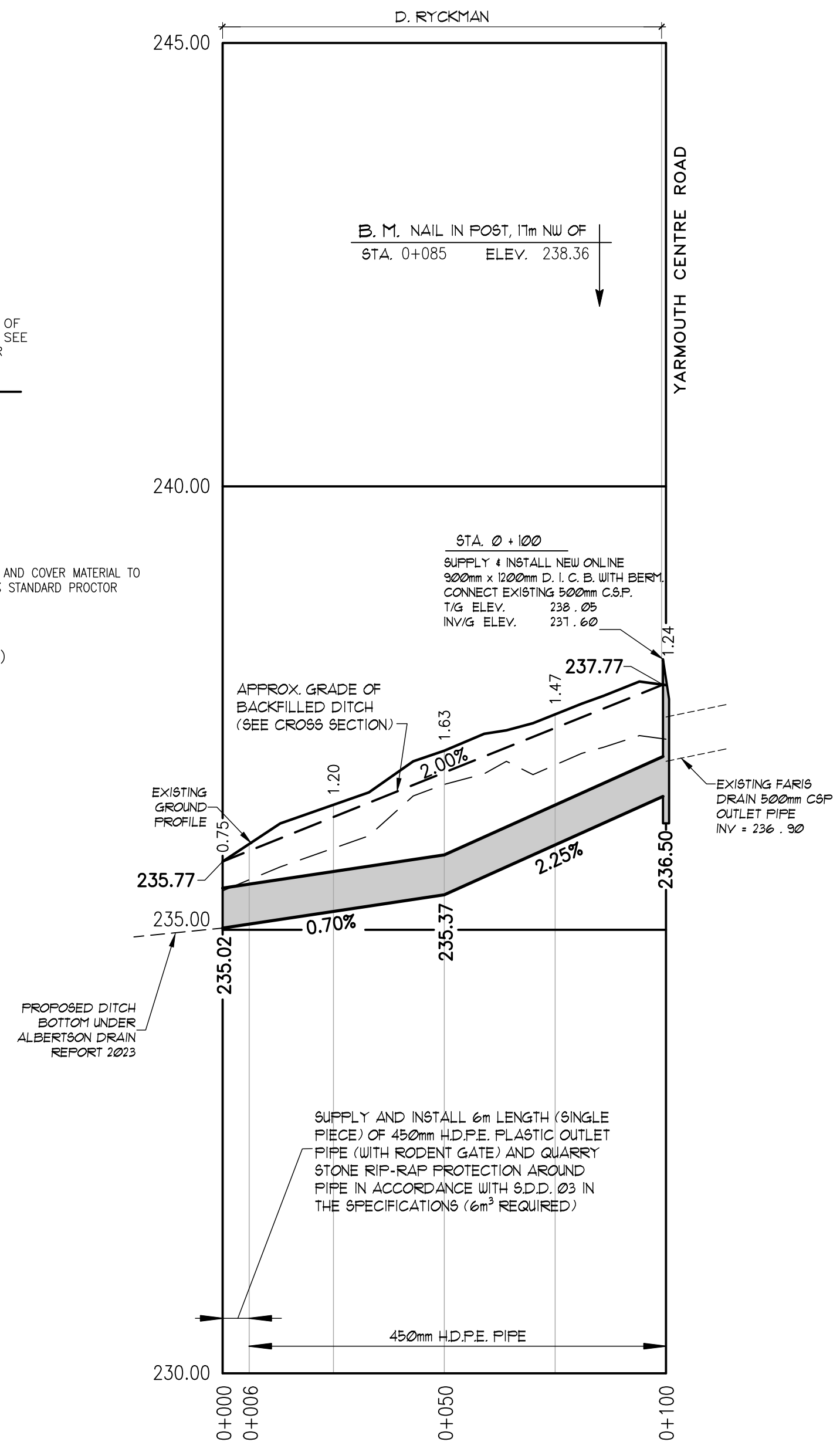


PLAN SCALE 1:5,000



BEDDING FOR PLASTIC SEWER PIPE
DETAIL "A"



MAIN DRAIN

SCALE: HOR 1:1,000
VERT. 1:50

GENERAL NOTES

- OUR SPECIFICATIONS DATED JANUARY 2020 APPLY TO THIS PROJECT.
- THE WORKING WIDTH AVAILABLE TO THE CONTRACTOR TO CONSTRUCT THE NEW DRAINS SHALL CONSIST OF THOSE LANDS IMMEDIATELY ADJACENT TO THE DRAIN AND CONNECTIONS AND SHALL NOT EXCEED THE FOLLOWING AVERAGE WIDTHS:

CLOSED PORTIONS - 15 meters
THE WORKING WIDTH FOR PURPOSES OF FUTURE MAINTENANCE SHALL BE 10m.
- ALL OWNERS ALONG THE COURSE OF THE DRAIN SHALL MAKE AN ACCESS ROUTE FROM THE NEAREST ROAD TO THE DRAIN LOCATION AVAILABLE TO THE CONTRACTOR THE AVERAGE WIDTH OF THIS ROUTE SHALL NOT EXCEED 8 METERS. THE ACCESS ROUTE SHALL ALSO APPLY FOR FUTURE MAINTENANCE PURPOSES.
- a) ALL UTILITIES TO BE LOCATED AND EXPOSED PRIOR TO CONSTRUCTION SO THAT THE NEW TILE GRADES CAN BE CONFIRMED. IF THERE IS A CONFLICT IN ELEVATION BETWEEN THE PROPOSED DRAIN AND THE UTILITY, THE ENGINEER IS TO BE NOTIFIED IMMEDIATELY.
b) CONTRACTOR TO NOTIFY ALL UTILITIES 72 HOURS PRIOR TO HIS SCHEDULED TIME FOR STARTING THE ABOVE WORK.
c) THE COST FOR THIS WORK SHALL BE INCLUDED IN THE ITEM ON THE EXTENT OF WORK AND NO EXTRA PAYMENT SHALL BE MADE TO THE CONTRACTOR, EXCEPT IF ROAD RESTORATION IS REQUIRED.
- ALL TREES, SCRUB, BRUSH, ETC. TO BE CLEARED AND GRUBBED IN ACCORDANCE WITH "SECTION B.3 AND C.4" SPECIFICATIONS.
- RIP-RAP TO BE SUPPLIED AND INSTALLED IN ACCORDANCE WITH "SECTION A.28" IN THE SPECIFICATIONS.
- CONTRACTOR TO ARRANGE A PRE-CONSTRUCTION MEETING WITH THE ENGINEER, DRAINAGE SUPERINTENDENT, AND THE AFFECTED OWNERS. ALL PARTIES SHALL RECEIVE 48 HOURS NOTICE TO THE MEETING.

CLOSED PORTIONS

- ALL CONCRETE AND PLASTIC TILE AND PIPE TO CONFORM TO "SECTION C.1" IN THE SPECIFICATIONS.
a) SEWER PIPE TO BE CONCRETE, H.D.P.E. PLASTIC 320 KPA (BELL & SPIGOT WITH RUBBER GASKETS, CONFORMING TO C.S.A. 1026-08), PVC ULTRA RIB OR PVC SDR 35
- EXISTING TILE DRAINS TO BE EXPOSED IN AS MANY LOCATIONS AS ARE NECESSARY TO CONFIRM THEIR EXACT LOCATION AND ELEVATION PRIOR TO CONSTRUCTION. EXACT LOCATION OF NEW TILE DRAINS THEN TO BE CONFIRMED BY DRAINAGE SUPERINTENDENT OR ENGINEER.
- a) INSTALLATION OF TILE AND TRENCH WIDTHS SHALL BE IN ACCORDANCE WITH "SECTION C - TILE DRAIN" IN THE SPECIFICATIONS.
b) ALL CONCRETE TILE AND TILE-PIPE JOINTS TO BE WRAPPED WITH GEOTEXTILE IN ACCORDANCE WITH "SECTION C.8" IN THE SPECIFICATIONS.
c) NO CONSTRUCTION EQUIPMENT OR FARM MACHINERY SHALL CROSS OVER THE MOUNDED BACKFILLED TILE TRENCHES UNTIL SUFFICIENT SETTLEMENT HAS OCCURRED.
d) STRIP AND STOCKPILE TOPSOIL FROM CONSTRUCTION AREA (4 metre width) FOR ENTIRE LENGTH OF NEW DRAIN (EXCEPT LANEWAYS & ROADS). EXCESS SPOIL TO BE LEVELLED AND TOPSOIL RELEVELLED OVER SPOIL, MOUNDED TRENCH AND REMAINING CONSTRUCTION AREA.

FARIS DRAIN EXTENSION



Municipality of
Central Elgin

Drainage Superintendent: SEAN WATERMAN 519 - 631 - 4860	No.	REVISIONS	DATE
Drawn By: MM	Field Book GFS	JOB No. 223317	Drawing No. 1 of 1
Date: JAN. 5, 2024	PLAN, DETAIL, PROFILE & NOTES		
 155 YORK STREET - LONDON (519) 672-4100 - N6A 1A8			